

Product leaflet

600A EX

Um poderoso aspirador industrial fixo.



600A EX



- ✓ Robusto e eficiente, com filtro auto limpante.
- ✓ Very powerful and reliable ejector as vacuum producer
- ✓ Very powerful and reliable ejector as vacuum producer
- ✓ Legs with two height options

Um poderoso aspirador industrial fixo, excelente poder de sucção em distâncias horizontais e verticais.

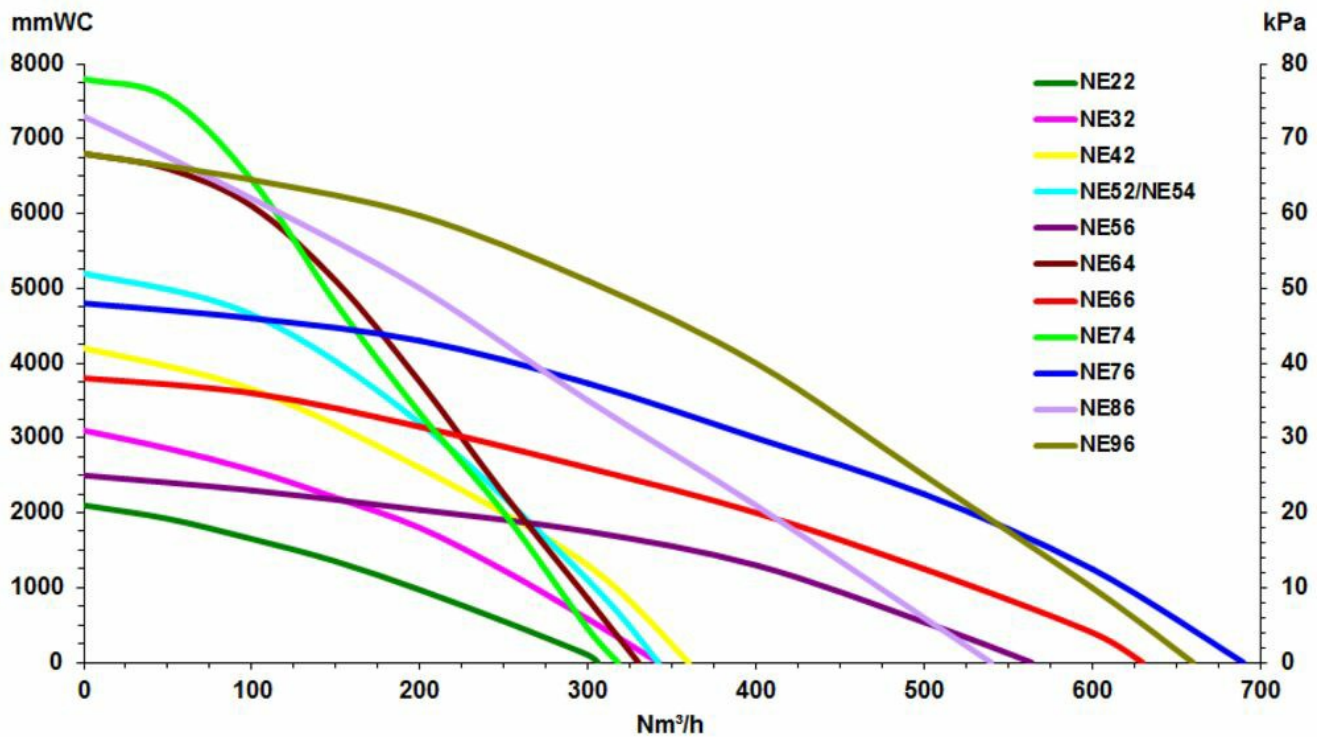
600A EX

Certificações	CE, EX
Instalação	Interior
Método de limpeza do filtro	[CompressedAir]
[ProductApplication]	Poeira, Granulado, Areia, Granalha
Área Filtrante (m²)	2,5
Tipo de filtro	Filtro de velas
[ItemCompressedAirRequirement]	5,3 Nm³/min
[ItemMaxAirFlow]	318
[ItemMaxVaccum]	-78
Peso (kg)	240
[ItemHVBHoseLength]	10
[ItemHVBHoseDiameter]	51

Modelos

	Item n°
	42260000 ^[1]
	42260001 ^[1]

^[1] ATEX - EX II 2 GD c IIB 60°C(T6) (Not for combustible dust)



Air Powered ejectors All performance data are based on 7 bar supply pressure

Necessary hose dimension for compressed air line								
Vacuum producer	Standard suction hose diameter (mm)	Distance from compressor (m)						
		12mm (1/2")	20mm (3/4")	25mm (1")	32mm (1 1/4")	38mm (1 1/2")	51mm (2")	63mm (2 1/2")
NE14	38	1-8	9-58	59-200	201+			
NE22	51	1-8	9-58	59-200	201+			
NE32	51		2-22	23-69	70-110	111+		
NE42	51		1-8	9-41	42-100	101+		
NE52	51		1-6	7-29	30-70	71-160	161+	
NE56	63		1-7	8-39	40-90	91-190	191+	
NE64	76			1-21	22-41	42-102	103+	
NE66	63			1-25	26-47	48-150	151+	
NE74	76			1-15	16-31	32-63	64+	
NE76	76			1-14	15-30	31-71	72+	
NE96	76			1-4	5-11	12-32	33-125	126+

Necessary hose dimension for compressed air line

